

## Select Stories in This Issue:

With inflation twice as high as expected, Callon revises capex | [Permian](#)

Laredo hikes capex on more inflation, takes steps to offset | [Permian](#)

Repsol returns to Marcellus with 2 rigs & longer laterals | [Eastern](#)

Coterra delivers on Marcellus productivity, probes upper zone | [Eastern](#)

Continental finds early success across its Powder River core | [Rockies](#)

Ovintiv completes four Oklahoma 3-milers, one in 15 days | [Mid-Continent](#)

Sabine's Panola program delivers top-5 IP24s for the company | [Gulf Coast](#)

Cenovus to resume West White Rose work offshore Eastern Canada | [Canada](#)

Equinor takes FID on Halten East, announces two Barents Sea finds | [International](#)

Section Index	PG.
Permian	3
Eastern	5
Rockies	7
Mid-Continent	9
Gulf Coast	16
Canada	16
International	17
Recurring Tables & Graphs	PG.
U.S. Upstream Industry Overview	10
Regional Data	11

## Strike delivers 80 MMcf/d peak flow from South Erregulla find

Australian E&P company Strike Energy has announced strong flow test results from its South Erregulla gas discovery onshore Western Australia. The company tested a 15-meter interval across the Kingia sandstone reservoir and produced a peak rate of 80 MMcf/d and a sustained rate of 78 MMcf/d on a 78/64-inch choke with flowing tubing head pressure of 2,590 psi over a five-hour period. No sand or water was observed during the test, and the dry gas stream had low impurities, in line with the Greater Erregulla area.

**Also restarted drilling at WE-3, which was suspended because of extreme overpressure early last year.**

As of June 2, SE-1 was going through a final flow period before being shut in for a pressure buildup test that will be monitored via downhole gauges. The company will prepare to test the over-pressured Wagina sandstone interval in the same well, which will require a workover rig to isolate and reset the tubing.

Success at South Erregulla bodes well for the company's proposed 1.4 mtpa urea fertilizer facility, Project Haber, which is expected to begin production around mid-decade. [Read more...](#)

## PDC gets green light for 69-well Kenosha development plan

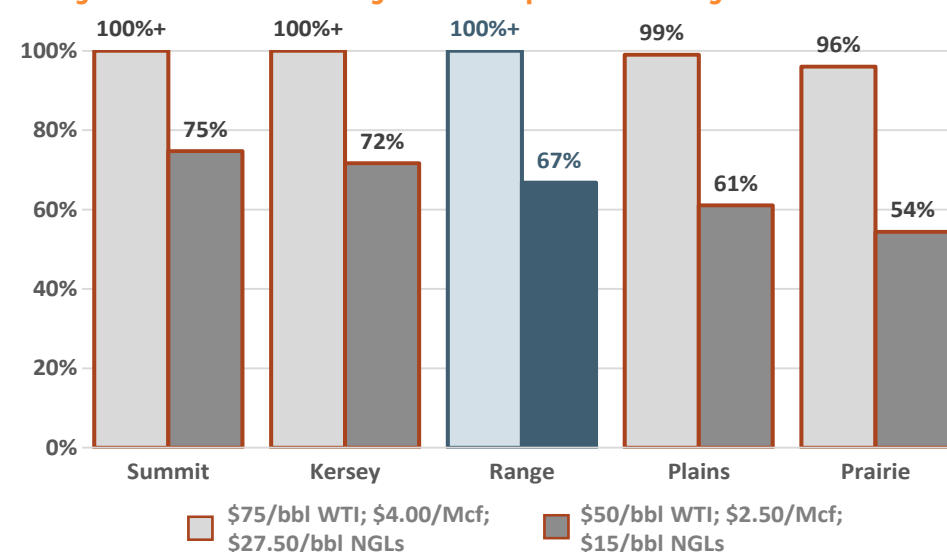
The Colorado Oil and Gas Conservation Commission has approved PDC Energy's Kenosha oil and gas development plan, the company announced June 8. The plan calls for 69 wells on three pads in Weld County. The company said the approval increases its permitted inventory by another rig-year and solidifies its D&C plans into 2024, as it will soon have more than 550 permits and DUCs.

**Will soon have 550 drilling permits and DUCs in Colorado, providing a runway into 2024.**

"Our team has done a tremendous job working with COGCC leadership and staff, and we appreciate the collaborative relationship we have with them as we permit under the new regulations," PDC operations SVP David Lillo said. "Kenosha is the second OGDG we have had approved, and we look forward to further approvals with our Guanella comprehensive area plan, Broe and other OGDGs."

The 30-well Broe OGDG has a June 29 hearing, while the 450-well Guanella comprehensive area plan is on track for a completeness determination in Q3. [Read more...](#)

## Strong Economics in New 'Range' Area Complement Existing Portfolio



Source: PDC Energy 05/27/22 presentation via [Enverus docFinder](#)

## Activity Index

Company	Primary Activity	Location	PG.
Aker BP	Makes a small discovery near Valhall field	Norway	18
APA Corp.	Boosts output with long laterals, plans Alpine High return	Permian	3
B-32 Exploration	Kaybob Duvernay explorer drills first two-well pad	Canada	17
BKV Corp.	Becomes top Barnett operator, expands position	Barnett	9
Bonterra Energy	Lenders update credit facility as inflation hits capex	Canada	17
Callon Petroleum	With inflation twice as high as expected, Callon revises capex	Permian	3
Callon Petroleum	Drives improvements on new S. Delaware position	Delaware Basin	3
Cenovus Energy	To resume West White Rose work off Eastern Canada	Canada	16
Civitas Resources	DJ Basin consolidation hikes output over 660% YOY	DJ Basin	8
CNX Resources	Expands airport alliance into Utica with new tech	Utica	5
ConocoPhillips	Slashes Slagugle after dry appraisal off Norway	Norway	19
Continental Resources	Bakken workovers paying out in 2 weeks	Bakken	7
Continental Resources	Finds early success across its Powder River core	Powder River Basin	7
Coterra Energy	Delivers on Marcellus productivity, probes upper zone	Marcellus	6
Crescent Point Energy	Lowers Bakken drill times to less than 10 days	Bakken	8
Energiean	FPSO arrives at Israel for Karish hookup	Israel	17
Equinor	Takes FID on Halten East	Norway	19
Equinor	Unveils two Barents Sea finds	Barents Sea	19
Exco Resources	Brings back frac crews on its Haynesville acreage	Haynesville	16
Gulfport Energy	Sees 30% outperformance from 5-well SCOOP pad	SCOOP	9
Hurricane Energy	JV relinquishing final license in Great Warwick	U.K. North Sea	17
Laredo Petroleum	Hikes capex on more inflation, takes steps to offset	Midland Basin	4
Nalcor	To resume West White Rose work off Eastern Canada	Canada	16
Ovintiv	Completes four Oklahoma 3-milers, one in 15 days	Anadarko Basin	9
PDC Energy	Gets green light for 69-well Kenosha development plan	DJ Basin	1
PDC Energy	U-lateral pilot wells track EURs of 1.5 MMboe or more	Delaware Basin	4
PTTEP	And Sonatrach begin output from Hassi Bir Rekaiz	Algeria	19
Repsol	Returns to Marcellus with 2 rigs & longer laterals	Marcellus	5
Repsol	Spuds Guyana exploration well targeting 200 MMbo	Guyana	18
Sabine Oil & Gas	Panola program delivers top-5 IP24s for the company	Haynesville	16
Shell	Crux FID paves way for 550 MMcf/d to backfill Shell's Prelude	Australia	17
Sonatrach	And PTTEP begin output from Hassi Bir Rekaiz	Algeria	19
Strike Energy	Delivers 80 MMcf/d peak flow from South Erregulla find	Australia	1
Suncor Energy	To resume West White Rose work off Eastern Canada	Canada	16

## PLEASE NOTE: REPORT CONSOLIDATION

Beginning July 8, Deal Market Pulse, Capital Pulse and all Regional Scouts will be consolidated into the Upstream Pulse report, putting curated upstream coverage into a single report released once every four weeks. This will reduce significantly the volume of emails that you receive as an Enverus Intelligence client, turning 15 emails into a singular delivery. All regional data elements will still be available as Excel downloads attached to the report. All upstream content will also still be accessible by accessing our Live Feed services.

## ABOUT THIS REPORT

**Upstream Pulse** is published every three weeks by **Enverus** and covers the U.S. E&P sector, including discoveries, drilling and completion activity, well results, development plans, regulatory updates and licensing.

All dollar amounts in this report are in U.S. dollars unless otherwise stated.

### Contributing Writers:

Erin Faulkner  
 Matt Keillor  
 Rob Bleckman  
 David Cohen

### Layout Manager:

Jeff Reed

### Copy Editor:

Ronnie Turner

### Data Operations:

Sung Kim

### Graphic Layout:

David Rosilez

### Art Director:

Curtis Johnson

### Editorial Director:

David Cohen

### Head of Publishing:

Dan Coy

### © Copyright 2022 by Enverus

Any means of unauthorized reproduction is prohibited by federal law and imposes fines up to \$100,000 for violations.

## Permian

### With inflation twice as high as expected, Callon revises capex

Callon Petroleum increased its 2022 capital budget on June 6 by 10% at midpoint to \$790-810 million, from \$725 million previously. The company said prices for key drilling and completion items are up 20% versus 2021, doubling the 10% YOY inflation expectation reflected in the company's February outlook. However, the high inflation is being accompanied by high commodity prices, and Callon now forecasts more than \$900 million in adjusted free cash flow for 2022, up from prior guidance of over \$500 million. Production guidance is unchanged at 101,000-105,000 boe/d (64% oil), and the company still expects to drill 125-130 wells and complete 113-118.

"As we have worked with our oilfield services partners over the last few months to amend and extend several key agreements, visibility into our capital cost structure for the remainder of 2022 has dramatically improved," CEO Joe Gatto said. "We have taken multiple steps to ensure reliable access to top-tier service and consumables providers for all of 2022 and are extending these contracts into 2023."

To ensure market access for its natural gas coming out of the Permian, Callon has entered multiple agreements totaling 75,000 MMBtu/d for firm transportation to the Gulf Coast. The contracts will commence starting in mid-2023. Callon plans to use this capacity for its "take-in-kind" residue gas volumes, providing additional flow assurance and reduced pricing exposure to Waha basis.

### APA boosts output with long laterals, plans Alpine High return

APA Corp.'s U.S. production exceeded expectations in Q1 thanks to outperformance of its Permian wells, driven by longer laterals and enhanced completions. At 210,953 boe/d (33% oil, 29% NGLs), U.S. volumes were down 8% sequentially but relatively flat YOY. Production is expected to bottom out in Q2 before rising in H2 as the company's D&C activity increases.

APA has been running two rigs in the southern Midland Basin, primarily drilling 2- and 3-mile laterals. The company's average lateral length in the basin increased to nearly 10,000 ft in 2021 from about 8,000 ft in 2019 and 2020, according to Enverus Foundations data. In Q1, it had two Wolfcamp B completions in Midland County, Texas, stretching more than 15,000 ft, the Diamond Cutter West A 1H and B 2H. These two completions, averaging 15,488 ft, featured high proppant loads of 3,427 lb/ft and delivered 24-hour rates averaging 1,716 boe/d (91% oil), or 110 boe/d per 1,000 ft.

Prior to the Diamond Cutter wells, APA had completed five 3-mile laterals in the Wolfcamp A last summer, on the Godspeed lease in Glasscock County. The Godspeed wells averaged 15,156-ft laterals stimulated with 1,666 lb/ft of proppant and 51 bbl/ft of fluid and generated IP24s of 1,056 boe/d (85% oil), or 70 boe/d per 1,000 ft. They went on to deliver IP90s of 672 boe/d and IP180s of 801 boe/d. One, the Godspeed A 2HM, delivered 238,125 boe or 1,323 boe/d in the first six months from its 15,203-ft lateral, the company's highest IP180 in Glasscock County and its third highest in the Midland Basin.

In all, APA turned four wells to sales in the southern Midland Basin during Q1 along with a three-well pad in the Austin Chalk, where it was running one rig. A fourth rig was mobilized in early April to DXL field in the Delaware Basin, where it returned to an unfinished six-well pad in Reeves County that is now expected to come online in Q3. The new rig will move to Alpine High to resume gas and NGL development drilling this summer.

Once in Alpine High, the rig will operate close to the Willow 101 AH well, which APA said has produced 9 Bcf to date after reaching initial flowback in January 2021. According to Enverus Foundations data, the Willow well was completed in or below the Woodford with a 9,867-ft lateral fractured with 2,800 lb/ft of proppant and 68 bbl/ft of fluid. It delivered an IP24 of 20.1 MMcf/d and went on to produce cumulative 12-month output of 6.65 Bcfe, or 18.2 MMcf/d.

**Newly active Delaware rig is finishing a 6-well pad at DXL field before moving to Alpine High.**

### Callon drives improvements on new southern Delaware position

Callon Petroleum established a new southern Delaware Basin position with its acquisition of acreage in Reeves County, Texas, from Primexx Energy last October, and the company says integration of these assets into its existing Delaware Basin program has been "seamless." It brought online three wells within seven days of the Oct. 1 closing, and by February it had completed and brought online two large pads targeting the Wolfcamp A and B, which it says are exceeding expectations.

The Kesey Unit 10-7E 3H-8H pad, brought online in January, delivered 30-day initial rates of 1,312 boe/d (71% oil), or 136 boe/d per 1,000 ft, from four wells targeting the Wolfcamp A and two the Wolfcamp B, with laterals averaging 9,633 ft. Just to the east, the Campbell Unit 9-8W 2H-6H in February delivered IP30s averaging 1,199 boe/d (70% oil), or 131 boe/d per 1,000 ft, from three Wolfcamp A laterals and two Wolfcamp B laterals averaging 9,120 ft.

**After focusing all Q1 completion activity on Delaware, 50% of Q2 TILs to be in the Eagle Ford.**

Callon plans to bring online three additional wells on the Primexx acreage in Q2. The company also plans to upgrade electrical systems and facilities on the new position this year. It expects LOEs to be reduced by the overlay of its operating and purchasing programs for chemicals and a transition to increased use of ESPs. The company is testing lateral rotary steerable applications, with initial results indicating a 15-20% improvement in drilling footage per day. Fluid intensity has been reduced by 10 bbl/ft while maintaining proppant placement. The efforts led to a 23% reduction in LOEs per boe in Q1 versus Q4.

Q2 output is forecast at 100,000-102,000 boe/d (64% oil). A total of 32-35 wells will be turned online in Q2, with 50% in the Eagle Ford. The company will continue to increase its DUC inventory to more than 50 by the quarter's end compared to 42 at the end of Q1. An additional workover crew will be added to work on ESP conversions, and Callon plans to test increased proppant loadings in the Delaware Basin.

## Permian

### Laredo hikes capex on more inflation, takes steps to offset

Although Laredo Petroleum assumed 15% inflation in its original capital budget for 2022, increased costs have led the Midland Basin-focused E&P company to increase its full-year spending outlook to \$550 million from \$520 million. To blunt the impact of rising prices, the company has secured pricing and supply for 85% of its required goods and services through the remainder of the year.

During Q1, Laredo's LOEs rose to \$5.34/boe from \$4.27/boe in Q4, driven by inflation and recently acquired assets. Higher costs included generators and fuel for ESPs in Howard County, Texas, and higher compression and fuel costs for gas-lifted wells in western Glasscock County. To offset some of these costs going forward, the company is reallocating power generation systems to high-line power as it become available, switching to LNG generator systems and consolidated production in Howard County to company-built and upgraded facilities.

**Cost cutting steps include high-line power, switching to LNG generators, 3-mile laterals.**

During Q1, Laredo turned 18 wells to sales and produced sales volumes of 85,118 boe/d (47% oil), up 8% YOY. The company noted strong well performance, including wells in the Middle Spraberry and Wolfcamp D. On its northern acreage in Howard County, the company added eight Middle Spraberry wells to its 2022 plans after encouraging results by two recent wells in the formation, while keeping its overall well count for the year unchanged. The company also began drilling 3-mile laterals in the area.

"As we transition to more of the North Howard area, we're integrating in more 15,000-ft laterals into the program. ... There's certainly cost savings on a per foot basis. So that's really the driver for drilling the longer laterals, and we're seeing that work into our overall program on a cost basis based on the capital numbers that have been provided," COO T. Karen Chandler said on a May 5 earnings call.

Laredo also announced that it became the first Permian operator to achieved Project Canary's TrustWell certification for responsibly sourced production. It said 73 of its wells have the TrustWell gold rating, with cumulative gross production of 31,500 boe/d.

### PDC's U-lateral pilot wells track EURs of 1.5 MMboe or more

PDC Energy brought online its first U-lateral pilot project during Q1 and, in a May 26 update, said the three U-laterals on the six-well Old Monarch State 12 pad in Reeves County, Texas, are trending at or above EURs of 1.5 MMboe after three months of production. In comparison, three standard-reach laterals on the pad are tracking toward EURs of 700,000 boe. The 1-mile SRLs and 2-mile U-laterals target the Wolfcamp A and B and are upspaced to the equivalent of eight to 10 wells per section. PDC had already reported in early May that early productivity from the pilot was exceeding expectations.

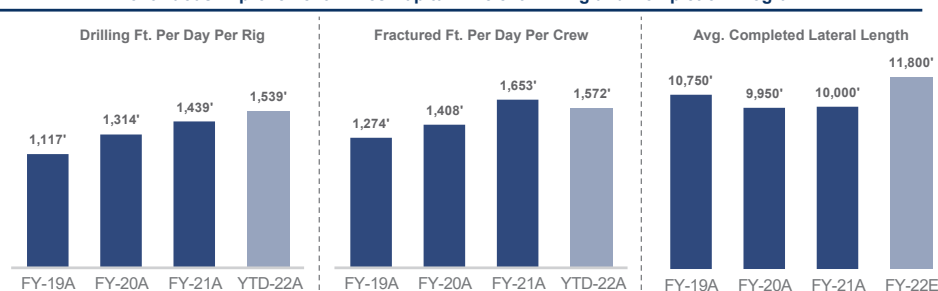
**\$76MM spent in Delaware in Q1; full-year budget for the basin increased to \$175MM from \$150MM.**

"We are proud of the team's use of technology to drill these types of wells. ... And we continue to look for other ways on our acreage to apply this technology to organically expand our inventory," operations SVP David Lillo said on a May 5 earnings call.

PDC is also drilling the Second Bone Spring tests on its acreage this year and recently started flowback on its initial wells. It plans to drill 16 Delaware Basin wells and complete 20 in 2022 on eight-to-10-well spacing per section; the company averaged 14-16 wells per section in its 2021 D&C program. In Q1, PDC drilled six wells and brought online nine. Q1 production from the basin was 28,000 boe/d (39% oil), down 3% sequentially. PDC, which also operates in Colorado's DJ Basin, spent \$76 million in the Delaware Basin during the quarter. The company increased its 2022 capex for the basin May 26 to \$175 million from the \$150 million announced in February and added \$50 million to the low end of its overall capex for a new range of \$950 million to \$1 billion.

### Capital Program Maintains Prior-Year Activity Levels

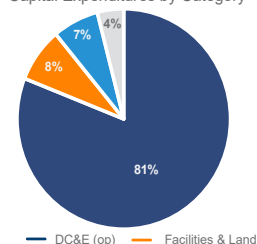
Continuous Improvement Drives Capital Efficient Drilling and Completion Program



#### 2022E Capital Program

	FY-22 Guidance
Capital Expenditures (\$MM)	~\$550
Avg. Rig Count (Op)	~2.3
Avg. Frac Crews (Op)	~1.2
Spuds	65 Gross (62.9 Net)
Completions	55 Gross (53.1 Net)
Turn-in-Lines	55 Gross (53.1 Net)
Production (MBOE/d)	82.0 – 86.0

Capital Expenditures by Category



Source: Laredo Petroleum 06/06/22 presentation via Enverus docFinder



See Also...

**PDC hiking shareholder returns on higher FCF outlook of \$1.7B**

## Eastern

### Repsol returns to Marcellus with 2 rigs & longer laterals

Repsol took a 22-month drilling hiatus from its operated Marcellus assets that lasted from November 2019 until last September. Since November, the company has sustained a two-rig program in Tioga County, Pennsylvania, and it intends to keep both rigs active in the Marcellus this year. From 2021 through 2025, Repsol plans to spend \$600 million in the play as part of a strategy of transitioning from exploration to development of its most productive basins.

Available state data for Repsol's 2021 completion program is thin, or there simply weren't many completions. The data includes three completions from December in Bradford County, two of which had the longest laterals the company has ever completed in the Marcellus. The Alderson (05-269-05) V 5H flowed an initial 90-day production rate of 9.3 MMcf/d from its 16,428-ft lateral, or 564 Mcf/d per 1,000 ft, and the Alderson (05-269-07) V 7H produced an IP90 of 8.6 MMcf/d from its 15,373-ft lateral, or 956 Mcf/d per 1,000 ft.

**Completed a Marcellus well in December with a company-record 16,428-ft lateral.**

For comparison, 63 Repsol wells from 2019 with production data averaged 5.7 MMcf/d from 8,729-ft laterals, or 648 Mcf/d per 1,000 ft. The industry average for IP90s in 2021 on Tier 1 acreage in the northeast Pennsylvania dry gas portion of the Marcellus, which is where Repsol's assets lie, was 11.3 MMcf/d from 10,887-ft laterals, or 1.0 MMcf/d per 1,000 ft.

Repsol has nine additional Marcellus wells being drilled and DUCs with laterals exceeding 15,000 ft. Three that were spudded in May are expected to stretch around 18,000 ft. The average lateral length for wells that spudded in 2021 and in 2022 so far is 9,879 ft.

The return of Repsol's D&C program in the Marcellus was accompanied by an expanded inventory when the company bought the assets of Rockdale Marcellus LLC for \$221.9 million in January after successfully bidding in the private company's Section 363 bankruptcy auction in December. The deal gave Repsol a highly contiguous 43,000 net acres across Bradford, Tioga and Lycoming counties, with net production around 79 MMcf/d from 63 wells (97% operated). The assets complemented Repsol's existing 171,000 net acres in Tioga, Bradford and Susquehanna counties.

Repsol is also active in the Eagle Ford, where it has two rigs running and a third being added ahead of schedule sometime later this year. In its five-year plan, Repsol plans to spend \$1.2 billion in the Eagle Ford.

### CNX expands airport alliance into Utica with new tech

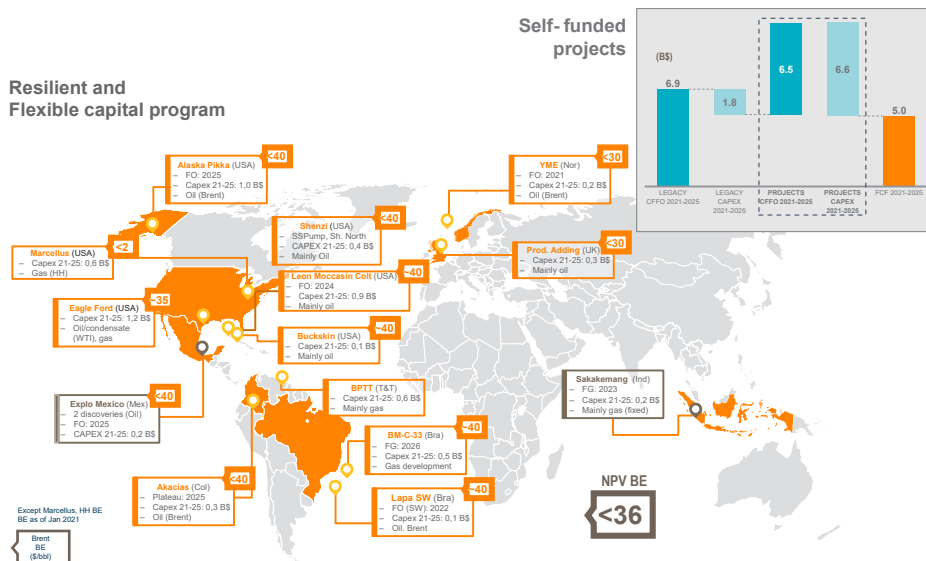
CNX Resources and Pittsburgh International Airport are working together to lower costs and reduce emissions in the aviation industry. CNX, which already produces natural gas from Marcellus wells on the airport's grounds, has developed proprietary technology to convert on-site dry gas into LNG, CNG and electricity for various uses, including as a hydrogen feedstock. These technologies will reduce local emissions and further reduce operating costs at the airport. The partnership also envisions creation of a sustainable fuel hub that will provide LNG and CNG to airlines, transit, cargo, fleet, military and other energy-intensive businesses.

**All of CNX's prior wells on Pittsburgh International Airport grounds targeted the Marcellus.**

"CNX views its innovative public-private partnership with PIT as the beachhead market to showcase this technology, and the associated economic development opportunities, through on-site development of low-cost and lower-carbon intensity natural gas derivative products," CNX CEO Nick Deluliis said. "We will produce, process and consume these natural gas-based products locally first, and, in doing so, unleash countless downstream economic opportunities and help jumpstart the hydrogen economy, leverage the region's unrivaled work ethic, create family-sustaining jobs, better the region's underserved communities and revitalize Appalachia's middle class in a new, lower-carbon economic ecosystem."

CNX's D&C activities on the airport grounds in Allegheny County, Pennsylvania, began in 2014, with the first wells coming online in 2016. The two parties have a revenue-sharing agreement for the output. Around 14 wells are currently producing, according to Enverus Prism data, with output in March averaging 24.1 MMcf/d. Under the new agreement, CNX will develop Allegheny County's first Utica wells on the airport property. CNX noted that the dry gas from this part of the Utica will be more easily converted into LNG and CNG alternative fuel and hydrogen.

### Repsol's Self-Funded Upstream Projects 2021-2025



Source: Repsol 03/07/22 presentation via Enverus docFinder

...of the world's largest oil and gas companies. The report provides a comprehensive overview of the global oil and gas industry, including a detailed analysis of the market and a list of the top 100 companies. The report is available for purchase at a special discount price of \$199.99.



...of the world's largest oil and gas companies. The report provides a comprehensive overview of the global oil and gas industry, including a detailed analysis of the market and a list of the top 100 companies. The report is available for purchase at a special discount price of \$199.99.

**Thank you! We hope you've enjoyed your sample of our Upstream Pulse report.**

Enverus is the trusted source for global oil and gas activity, including asset transactions, corporate acquisitions and mergers, JVs, farm-ins and deals in play.

Enverus is the trusted source for global oil and gas activity, including asset transactions, corporate acquisitions and mergers, JVs, farm-ins and deals in play.

Enverus is the trusted source for global oil and gas activity, including asset transactions, corporate acquisitions and mergers, JVs, farm-ins and deals in play.

**Thank you! We hope you've enjoyed your sample of our Upstream Pulse report.**

Enverus is the trusted source for global oil and gas activity, including asset transactions, corporate acquisitions and mergers, JVs, farm-ins and deals in play.

## GLOBAL OIL AND GAS ACTIVITY

Global oil and gas activity in 2014 was characterized by a combination of factors, including a decline in oil prices, a focus on cost reduction, and a shift in investment patterns. The industry saw a significant increase in mergers and acquisitions, particularly in the upstream sector, as companies sought to streamline operations and improve efficiency. Additionally, there was a notable increase in joint ventures and farm-ins, reflecting a more collaborative approach to resource development.

The global oil and gas market is expected to remain dynamic in 2015, with continued focus on cost reduction and operational efficiency. The industry is likely to see further consolidation and a shift in investment patterns, as companies continue to navigate the challenges of a volatile market.

Key trends in the global oil and gas market include a focus on cost reduction, a shift in investment patterns, and a more collaborative approach to resource development. The industry is expected to remain dynamic in 2015, with continued focus on cost reduction and operational efficiency.

The global oil and gas market is expected to remain dynamic in 2015, with continued focus on cost reduction and operational efficiency. The industry is likely to see further consolidation and a shift in investment patterns, as companies continue to navigate the challenges of a volatile market.

## REGIONAL OIL AND GAS ACTIVITY

Regional oil and gas activity in 2014 was characterized by a combination of factors, including a decline in oil prices, a focus on cost reduction, and a shift in investment patterns. The industry saw a significant increase in mergers and acquisitions, particularly in the upstream sector, as companies sought to streamline operations and improve efficiency. Additionally, there was a notable increase in joint ventures and farm-ins, reflecting a more collaborative approach to resource development.

The regional oil and gas market is expected to remain dynamic in 2015, with continued focus on cost reduction and operational efficiency. The industry is likely to see further consolidation and a shift in investment patterns, as companies continue to navigate the challenges of a volatile market.

Key trends in the regional oil and gas market include a focus on cost reduction, a shift in investment patterns, and a more collaborative approach to resource development. The industry is expected to remain dynamic in 2015, with continued focus on cost reduction and operational efficiency.

The regional oil and gas market is expected to remain dynamic in 2015, with continued focus on cost reduction and operational efficiency. The industry is likely to see further consolidation and a shift in investment patterns, as companies continue to navigate the challenges of a volatile market.

**Thank you! We hope you've enjoyed your sample of our Upstream Pulse report.**

Enverus is the trusted source for global oil and gas activity, including asset transactions, corporate acquisitions and mergers, JVs, farm-ins and deals in play.



### GLOBAL OIL AND GAS ACTIVITY

Enverus is the trusted source for global oil and gas activity, including asset transactions, corporate acquisitions and mergers, JVs, farm-ins and deals in play.

Enverus is the trusted source for global oil and gas activity, including asset transactions, corporate acquisitions and mergers, JVs, farm-ins and deals in play.

### GLOBAL OIL AND GAS ACTIVITY

Enverus is the trusted source for global oil and gas activity, including asset transactions, corporate acquisitions and mergers, JVs, farm-ins and deals in play.

Enverus is the trusted source for global oil and gas activity, including asset transactions, corporate acquisitions and mergers, JVs, farm-ins and deals in play.

### GLOBAL OIL AND GAS ACTIVITY

Enverus is the trusted source for global oil and gas activity, including asset transactions, corporate acquisitions and mergers, JVs, farm-ins and deals in play.

Enverus is the trusted source for global oil and gas activity, including asset transactions, corporate acquisitions and mergers, JVs, farm-ins and deals in play.

**Thank you! We hope you've enjoyed your sample of our Upstream Pulse report.**

Enverus is the trusted source for global oil and gas activity, including asset transactions, corporate acquisitions and mergers, JVs, farm-ins and deals in play.

Oil & Gas

Upstream Pulse



Oil & Gas			
Region	Company	Deal Type	Value
North America	ExxonMobil	Acquisition	\$1.5B
South America	Petrobras	Acquisition	\$2.1B
Europe	Shell	Acquisition	\$1.8B
Africa	Eni	Acquisition	\$1.2B

Upstream Pulse			
Region	Company	Deal Type	Value
North America	ExxonMobil	Acquisition	\$1.5B
South America	Petrobras	Acquisition	\$2.1B
Europe	Shell	Acquisition	\$1.8B
Africa	Eni	Acquisition	\$1.2B

Upstream Pulse			
Region	Company	Deal Type	Value
North America	ExxonMobil	Acquisition	\$1.5B
South America	Petrobras	Acquisition	\$2.1B
Europe	Shell	Acquisition	\$1.8B
Africa	Eni	Acquisition	\$1.2B

Upstream Pulse			
Region	Company	Deal Type	Value
North America	ExxonMobil	Acquisition	\$1.5B
South America	Petrobras	Acquisition	\$2.1B
Europe	Shell	Acquisition	\$1.8B
Africa	Eni	Acquisition	\$1.2B

Thank you! We hope you've enjoyed your sample of our Upstream Pulse report.

Enverus is the trusted source for global oil and gas activity, including asset transactions, corporate acquisitions and mergers, JVs, farm-ins and deals in play.

Company	Transaction Type	Value	Status	Region
Shell	Acquisition	\$1.2B	Completed	North America
BP	Asset Sale	\$800M	In Progress	Europe
Exxon	Merger	\$500M	Completed	Asia
ConocoPhillips	Acquisition	\$300M	Completed	North America
Enbridge	Asset Sale	\$200M	In Progress	North America
TransCanada	Asset Sale	\$150M	Completed	North America
Enterprise	Asset Sale	\$100M	Completed	North America
Energy Transfer	Asset Sale	\$80M	Completed	North America
Williams	Asset Sale	\$70M	Completed	North America
Kinder Morgan	Asset Sale	\$60M	Completed	North America
Energy East	Asset Sale	\$50M	Completed	North America
Energy Services	Asset Sale	\$40M	Completed	North America
Energy East	Asset Sale	\$30M	Completed	North America
Energy East	Asset Sale	\$20M	Completed	North America
Energy East	Asset Sale	\$10M	Completed	North America

Summary of global oil and gas activity for Q1 2015. The report covers a wide range of transactions, including major acquisitions, asset sales, and mergers across various regions. Key highlights include the completion of several large-scale deals in North America and Europe, as well as ongoing negotiations in Asia and the Middle East. The overall market remains active, with significant capital being deployed in the upstream sector.

**Thank you! We hope you've enjoyed your sample of our Upstream Pulse report.**

Enverus is the trusted source for global oil and gas activity, including asset transactions, corporate acquisitions and mergers, JVs, farm-ins and deals in play.

Company	Q1	Q2	Q3	Q4	YTD
Company A	100	120	110	130	460
Company B	80	90	100	110	380
Company C	150	160	170	180	660
Company D	200	210	220	230	860
Company E	300	310	320	330	1260

Key findings and analysis of the upstream sector, including market trends, regional performance, and company-specific highlights.

**Thank you! We hope you've enjoyed your sample of our Upstream Pulse report.**

Enverus is the trusted source for global oil and gas activity, including asset transactions, corporate acquisitions and mergers, JVs, farm-ins and deals in play.

Company	Q4 2014	Q3 2014	Q4 2013	Q3 2013	Q4 2012	Q3 2012
Production (MMbbl/d)	44	43	44	43	44	43
Reserves (MMbbl)	44	43	44	43	44	43
Investment (MM\$)	44	43	44	43	44	43
Operating Costs (\$/bbl)	44	43	44	43	44	43
Operating Income (\$MM)	44	43	44	43	44	43
Net Income (\$MM)	44	43	44	43	44	43
EPS (\$)	44	43	44	43	44	43
Dividend (\$)	44	43	44	43	44	43
Market Cap (\$MM)	44	43	44	43	44	43
Debt (\$MM)	44	43	44	43	44	43
Equity (\$MM)	44	43	44	43	44	43
Operating Assets (\$MM)	44	43	44	43	44	43
Operating Liabilities (\$MM)	44	43	44	43	44	43
Operating Income (\$MM)	44	43	44	43	44	43
Net Income (\$MM)	44	43	44	43	44	43
EPS (\$)	44	43	44	43	44	43
Dividend (\$)	44	43	44	43	44	43
Market Cap (\$MM)	44	43	44	43	44	43
Debt (\$MM)	44	43	44	43	44	43
Equity (\$MM)	44	43	44	43	44	43
Operating Assets (\$MM)	44	43	44	43	44	43
Operating Liabilities (\$MM)	44	43	44	43	44	43

Oil & Gas

Upstream Pulse

1/11/15

Oil & Gas


Upstream Pulse

1/11/15

Thank you! We hope you've enjoyed your sample of our Upstream Pulse report.

Enverus is the trusted source for global oil and gas activity, including asset transactions, corporate acquisitions and mergers, JVs, farm-ins and deals in play.

Company	Region	Transaction Type	Value	Status
BP	North America	Acquisition	\$1.2B	Completed
ExxonMobil	Europe	Asset Sale	\$800M	In Progress
Shell	Asia	Joint Venture	\$500M	Completed
ConocoPhillips	South America	Acquisition	\$300M	Completed
Enbridge	North America	Asset Sale	\$200M	In Progress
Enterprise	North America	Acquisition	\$150M	Completed
Energy Transfer	North America	Asset Sale	\$100M	In Progress
Occidental	North America	Acquisition	\$80M	Completed
Devon Energy	North America	Asset Sale	\$60M	In Progress
Continental Resources	North America	Acquisition	\$50M	Completed



The image shows the ENVERUS logo at the top left of a vertical panel. Below the logo is a photograph of a dog, possibly a Border Collie, sitting on a grassy area. The rest of the panel is dark and mostly obscured by a blur effect.

Thank you! We hope you've enjoyed your sample of our Upstream Pulse report.

Enverus is the trusted source for global oil and gas activity, including asset transactions, corporate acquisitions and mergers, JVs, farm-ins and deals in play.

Company	Q1 2014	Q2 2014	Q3 2014	Q4 2014	Q1 2015	Q2 2015	Q3 2015	Q4 2015
Enbridge	1.2	1.1	1.3	1.4	1.5	1.6	1.7	1.8
ExxonMobil	2.1	2.2	2.3	2.4	2.5	2.6	2.7	2.8
ConocoPhillips	0.8	0.9	1.0	1.1	1.2	1.3	1.4	1.5
Shell	1.5	1.6	1.7	1.8	1.9	2.0	2.1	2.2
BP	1.0	1.1	1.2	1.3	1.4	1.5	1.6	1.7
Worpar	0.5	0.6	0.7	0.8	0.9	1.0	1.1	1.2
Enterprise	0.3	0.4	0.5	0.6	0.7	0.8	0.9	1.0
Marathon	0.2	0.3	0.4	0.5	0.6	0.7	0.8	0.9
Occidental	0.1	0.2	0.3	0.4	0.5	0.6	0.7	0.8
Energy Transfer	0.4	0.5	0.6	0.7	0.8	0.9	1.0	1.1
Enterprise	0.3	0.4	0.5	0.6	0.7	0.8	0.9	1.0
Enterprise	0.2	0.3	0.4	0.5	0.6	0.7	0.8	0.9
Enterprise	0.1	0.2	0.3	0.4	0.5	0.6	0.7	0.8

Enbridge  
ExxonMobil  
ConocoPhillips  
Shell  
BP  
Worpar  
Enterprise  
Marathon  
Occidental  
Energy Transfer  
Enterprise  
Enterprise  
Enterprise

Thank you! We hope you've enjoyed your sample of our Upstream Pulse report.

Enverus is the trusted source for global oil and gas activity, including asset transactions, corporate acquisitions and mergers, JVs, farm-ins and deals in play.

**Enbridge** has announced a \$1.5-billion acquisition of **Energy Transfer Partners**, a private equity-backed energy infrastructure company. The deal is expected to close in the second half of 2014. Enbridge will acquire 100% of Energy Transfer Partners, which owns and operates a portfolio of energy infrastructure assets, including oil pipelines, natural gas pipelines, and power generation facilities. The acquisition will significantly expand Enbridge's pipeline network and increase its capacity to transport oil and natural gas across North America.

**ExxonMobil** has announced a \$1.5-billion investment in **ExxonMobil Chemical** to expand its production capacity for ethylene glycol. The investment is part of a larger \$2.5-billion expansion program for the company's ethylene glycol production facilities. ExxonMobil Chemical is a leading global producer of ethylene glycol, which is used in a variety of industrial applications, including automotive antifreeze and industrial processes. The expansion will increase the company's production capacity and improve its operational efficiency.

**Thank you! We hope you've enjoyed your sample of our Upstream Pulse report.**

Enverus is the trusted source for global oil and gas activity, including asset transactions, corporate acquisitions and mergers, JVs, farm-ins and deals in play.



**Enverus**  
The world's most comprehensive source for global oil and gas activity, including asset transactions, corporate acquisitions and mergers, JVs, farm-ins and deals in play.

Enverus is the trusted source for global oil and gas activity, including asset transactions, corporate acquisitions and mergers, JVs, farm-ins and deals in play.

**Thank you! We hope you've enjoyed your sample of our Upstream Pulse report.**

Enverus is the trusted source for global oil and gas activity, including asset transactions, corporate acquisitions and mergers, JVs, farm-ins and deals in play.

GLOBAL OIL AND GAS ACQUISITIONS AND MERGERS

Enverus has identified 10 global oil and gas acquisitions and mergers worth more than \$1 billion in 2014. The largest deal was the \$1.5 billion acquisition of the Permian Basin by Marathon Petroleum. Other significant deals include the \$1.2 billion acquisition of the Bakken Basin by ConocoPhillips and the \$1.1 billion acquisition of the Eagle Ford Basin by Hess.

Enverus also identified 10 global oil and gas mergers worth more than \$1 billion in 2014. The largest deal was the \$1.5 billion merger of Marathon Petroleum and ConocoPhillips. Other significant deals include the \$1.2 billion merger of ConocoPhillips and Hess, and the \$1.1 billion merger of ConocoPhillips and Phillips 66.

GLOBAL OIL AND GAS ASSET TRANSACTIONS

Enverus has identified 10 global oil and gas asset transactions worth more than \$1 billion in 2014. The largest deal was the \$1.5 billion sale of the Permian Basin by Marathon Petroleum. Other significant deals include the \$1.2 billion sale of the Bakken Basin by ConocoPhillips and the \$1.1 billion sale of the Eagle Ford Basin by Hess.

GLOBAL OIL AND GAS DEALS IN PLAY

Enverus has identified 10 global oil and gas deals in play worth more than \$1 billion in 2014. The largest deal is the \$1.5 billion acquisition of the Permian Basin by Marathon Petroleum. Other significant deals include the \$1.2 billion acquisition of the Bakken Basin by ConocoPhillips and the \$1.1 billion acquisition of the Eagle Ford Basin by Hess.

Enverus also identified 10 global oil and gas mergers worth more than \$1 billion in 2014. The largest deal was the \$1.5 billion merger of Marathon Petroleum and ConocoPhillips. Other significant deals include the \$1.2 billion merger of ConocoPhillips and Hess, and the \$1.1 billion merger of ConocoPhillips and Phillips 66.

GLOBAL OIL AND GAS DEALS IN PLAY

Enverus has identified 10 global oil and gas deals in play worth more than \$1 billion in 2014. The largest deal is the \$1.5 billion acquisition of the Permian Basin by Marathon Petroleum. Other significant deals include the \$1.2 billion acquisition of the Bakken Basin by ConocoPhillips and the \$1.1 billion acquisition of the Eagle Ford Basin by Hess.

**Thank you! We hope you've enjoyed your sample of our Upstream Pulse report.**

Enverus is the trusted source for global oil and gas activity, including asset transactions, corporate acquisitions and mergers, JVs, farm-ins and deals in play.

### NEW CONTRACTING CONTRACTS

Enbridge has awarded a contract to Baker Hughes for the design and construction of a new 100,000-barrel-per-day refinery in Alberta, Canada. The refinery is expected to be completed in 2015. Baker Hughes is also providing engineering and construction services for the refinery. The refinery will be owned and operated by Enbridge.

Enbridge is also planning to build a new 100,000-barrel-per-day refinery in Alberta, Canada. The refinery is expected to be completed in 2015. Baker Hughes is also providing engineering and construction services for the refinery. The refinery will be owned and operated by Enbridge.

### NEW CONTRACTING CONTRACTS

Enbridge is also planning to build a new 100,000-barrel-per-day refinery in Alberta, Canada. The refinery is expected to be completed in 2015. Baker Hughes is also providing engineering and construction services for the refinery. The refinery will be owned and operated by Enbridge.

### NEW CONTRACTING CONTRACTS

Enbridge is also planning to build a new 100,000-barrel-per-day refinery in Alberta, Canada. The refinery is expected to be completed in 2015. Baker Hughes is also providing engineering and construction services for the refinery. The refinery will be owned and operated by Enbridge.

Enbridge is also planning to build a new 100,000-barrel-per-day refinery in Alberta, Canada. The refinery is expected to be completed in 2015. Baker Hughes is also providing engineering and construction services for the refinery. The refinery will be owned and operated by Enbridge.

### NEW CONTRACTING CONTRACTS

Enbridge is also planning to build a new 100,000-barrel-per-day refinery in Alberta, Canada. The refinery is expected to be completed in 2015. Baker Hughes is also providing engineering and construction services for the refinery. The refinery will be owned and operated by Enbridge.

**Thank you! We hope you've enjoyed your sample of our Upstream Pulse report.**

Enverus is the trusted source for global oil and gas activity, including asset transactions, corporate acquisitions and mergers, JVs, farm-ins and deals in play.